

Selected 2015 Department Projects

Administration – Council

28 grants to date to community organizations totalling \$20,650.

New Communications staff.
Branding Project with Economic Development Committee, Energy Management Program
Municipal Asset Management Plan Consultation, Events and Tourism Projects, Strategic Planning, Records Management Software, and Land purchase.

Fire and Emergency Services:

Car 1 replacement, roof and floor updates, On board vehicle repeater, Extrication equipment, regular equipment replacement.

Public Works

Roads scheduled for paving or repairs in 2015:

3. Warrington Road
 4. Caroline west of Mad River
 5. Nott. Concession 10/County Road #91
 6. Sunn. Concession 6 from 3/4 to 6/7
 8. Nott. 26/27 from Concession 10 to WTL
 9. Louisa from #26 to Hamilton Drive
 10. Kirkwood
 11. Side Street
 12. Industrial Road
 13. Montreal Street
 15. Fairgrounds Road
 16. Sunnidale Town Line
 17. Mowat Street
 18. Quebec Street
- A – Elm Street Bridge
B – Concession 6 Bridge

Installation and replacement of sidewalks = \$100,000
Elm and Concession 6 bridge repairs
Replacement of 1 tractor and 2 trucks
Upgrade of streetlights to LED – energy efficiency

Information Services

Scheduled replacement of computers and software
Server upgrades and equipment replacements
Phone system replacement

Building Services

Self-funded – no funding from taxation
Energy Management program
Source Water Protection program
Replacement of vehicle

Creemore Medical Centre

Self-funded – no funding from taxation

Parks and Recreation

Upgrades to community halls
Stayner Arena hall heating
Creemore Arena insulation and flooder replaced

Trails construction and expanded Share the Road signage

Stayner Parks

Resurface tennis court, Station park expansion

Other Parks

Gowan Park bleachers
New Lowell bleachers
Nottawa dug out replacement
Pool resurfacing.

Library Services

\$81,777 for new collection materials
Stayner branch – new circulation desk, roof repairs
Drop box in unserved community
Construct small library in unserved community

Community Planning and Development

New planning web site resources
Walkability study
Official Plan update

Water and Sewer Services

2 sewer systems – 6 water systems
Self-funded – no funding from taxation

Water Services

Stayner water location study
Meter reading equipment

Connect well #4 and add generator
Well 2 and 3 building and equipment replacement
Industrial servicing
Digital mapping of water system

Water Services – Creemore

Creemore Reservoir repairs
Water main replacements

Water Services – Collingwoodlands

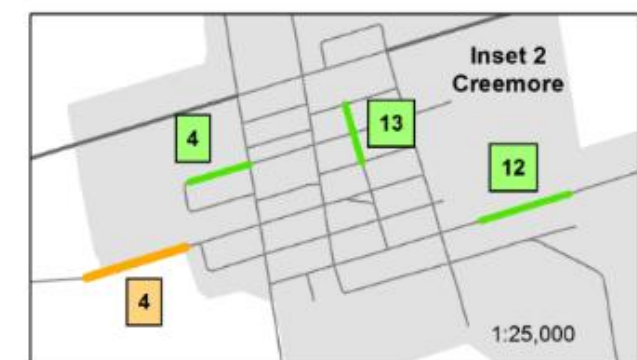
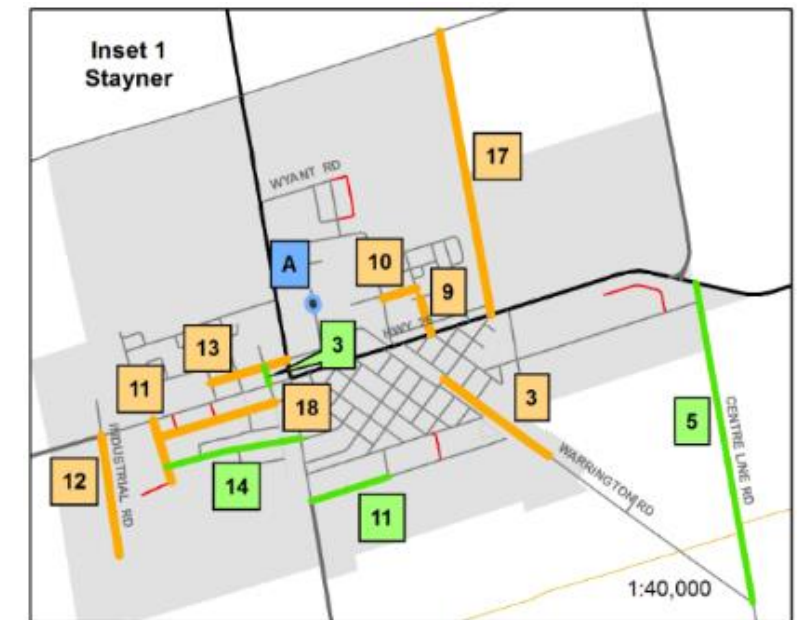
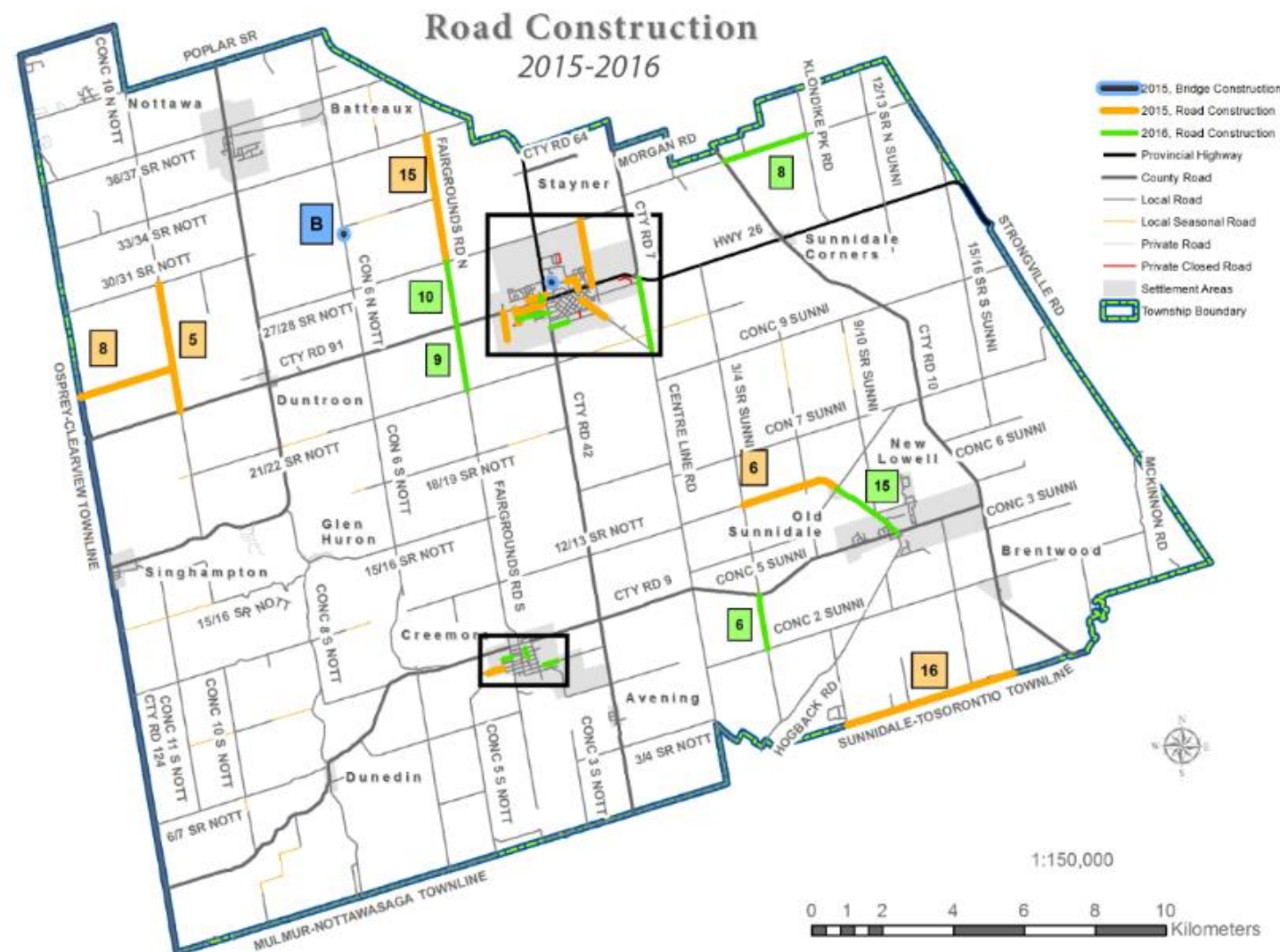
5 pressure tanks

Sewer Services – Stayner

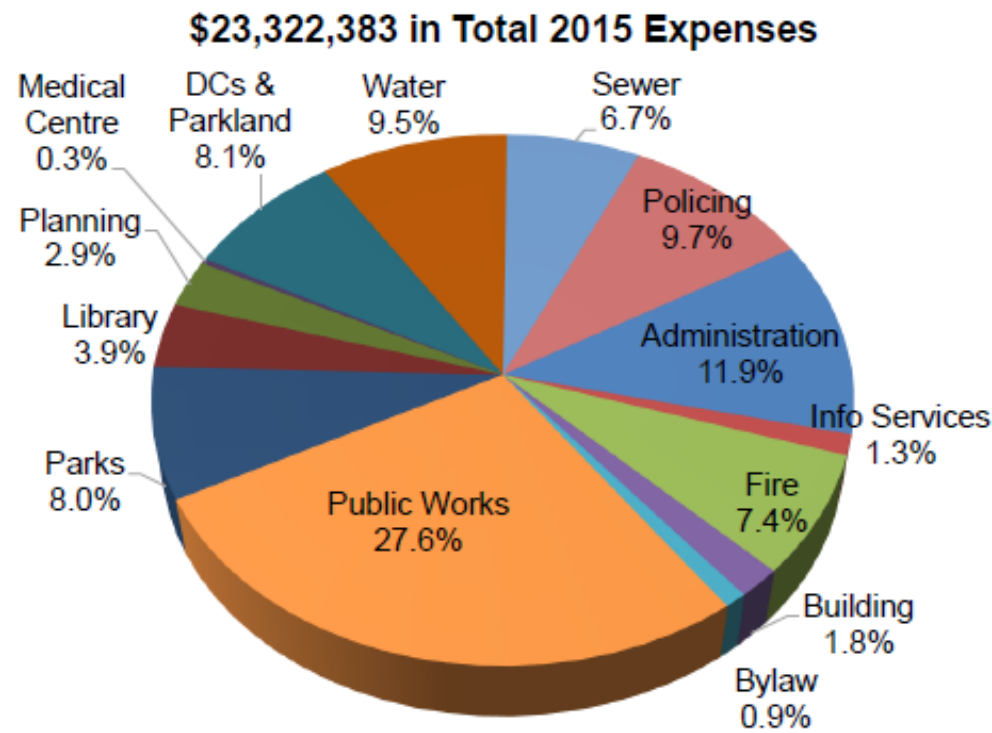
Complete construction of Stayner sewer servicing and connection to Wasaga Beach
Sludge removal from lagoon
Honeywell Aeration Upgrade – energy efficiency

Sewer Services – Creemore

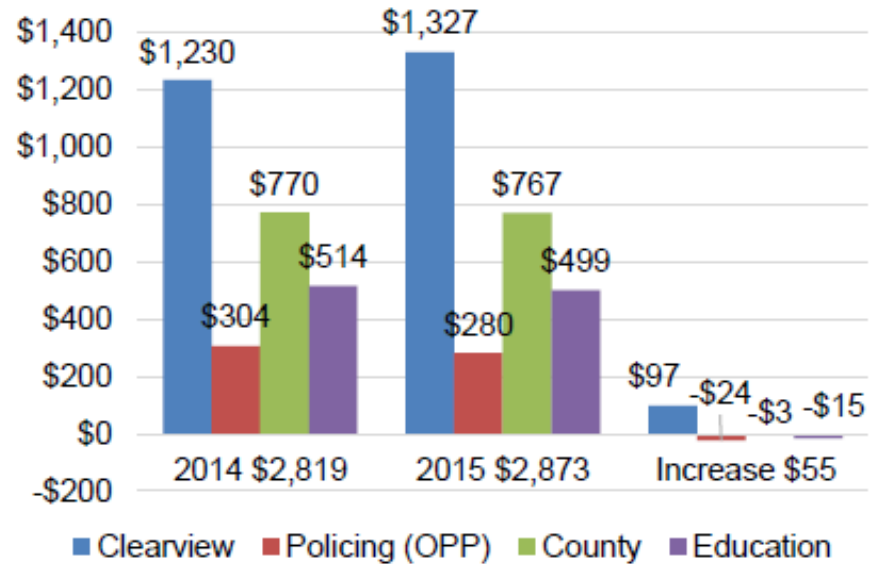
Replacement of STP membrane cassettes
Pumps, auger and motor replacements
Honeywell Blower refit – energy efficiency



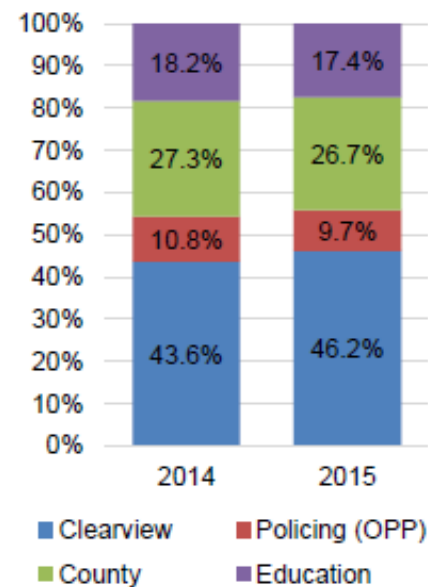
Where the Money is Spent – by Department



Residential Tax Bill (est.) on \$253,250 (2014) vs \$255,783 (2015)



Components of Residential Property Tax Bill



Township of Clearview
Po Box 200, 217 Gideon Street
Stayner, ON L0M 1S0
(705) 428-6230



2015 Corporate Budget Overview and Highlights

The budget for taxation purposes includes a residential tax increase of 1.95% (est.)

The residential tax rate increase includes a combined municipal tax levy increase of 4.76%, a Simcoe County tax levy decrease of 0.34% and a school board decrease of 2.98%. Residential properties will have a tax increase of their increase in assessed value plus 0.95%. The average residential property in Clearview increased 1% + 0.95% = 1.95% increase in property taxes.

With the base increase only, the estimated impact on the annual property taxes for a property assessed at \$255,783 is \$55, \$97 for the Municipal portion, -\$24 for Policing portion, -\$3 for the County portion and -\$15 for the School Board portion.

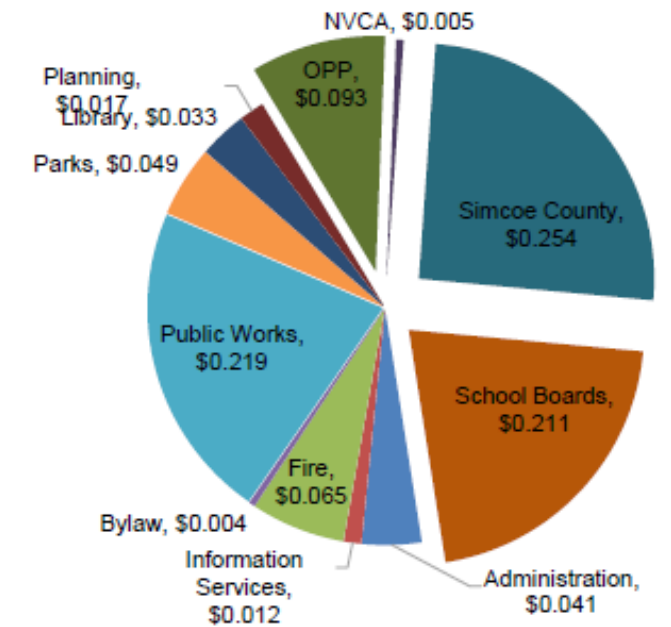
The estimated tax for the average \$255,783 home would be:

\$1,327 Clearview
\$ 280 Policing (OPP)
\$ 767 Simcoe County
\$ 499 School Boards
\$2,873 Total

Approximately 1.52% of the Clearview increase is due to an \$183,000 reduction in the Province's OMPF Grant (grant to small, rural communities to offset operating costs). Approximately 4.50% of the increase (\$542,629) is going towards increasing reserves and capital/infrastructure replacement.

How Your Tax Dollars Are Spent

\$0.44 of each 2015 \$1.00 goes to Clearview



Property tax is the primary source of revenue to deliver municipal services. User fees, grants, and development charges are among additional sources of revenue. Water delivery, sewer collection, building inspection and the Creemore Medical Centre services do not receive funding from municipal property taxes. Policing costs are billed together with the Clearview tax levy.

Total Municipal Budget - \$54.3 million

- \$23.3 million - Municipal Operating Budget
- \$31.0 million - Municipal Capital Budget

Full details of the 2015 Corporate Budget are available in the Full Budget Package available online or on public display in the Administration Centre.

Council and staff would like to thank those who attended and participated in the budget workshops and meetings open to the public including the Public Meeting.

Full details on the budget can be viewed at www.clearview.ca/home/budget in the 2015 Budget Package