

# Clearview Township

2024 Council Proposed Budget



# 2024 Budget Timeline

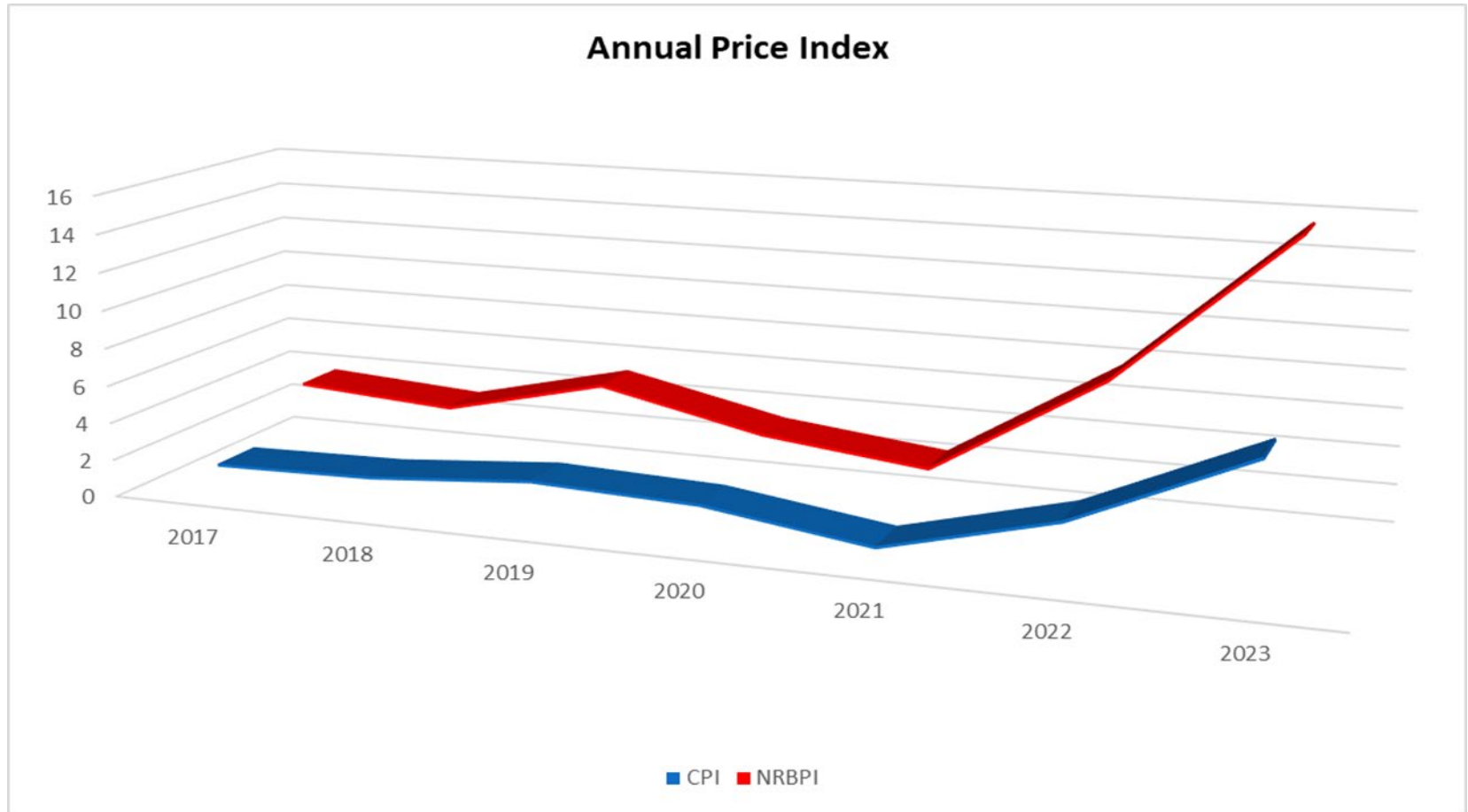


# Budget Process

- ▶ The Senior Management Team began gathering information for the Operating and Capital budget in the early fall of 2023. Actual expenditures are compared to the budgeted expenditures and modifications are made based on the best estimates available for the 2024 budget.
- ▶ These proposed budgets were then presented to Council for consideration on November 8<sup>th</sup> and 15<sup>th</sup>.
- ▶ At the December 5<sup>th</sup>, 2023 meeting, Council then modified the staff proposed budgets resulting in the Council Proposed budget being presented today



# 2024 Budget Pressures



# Highlights

## ▶ Total Capital Budget

- Infrastructure and new asset requirements
  - \$123.4 million (\$90.5 million in development charge related projects)
  - \$32.7 million in general capital & \$90.8 million water/wastewater
  - \$2.4 million in funding is from taxation

## ▶ Total Operating budget including service partner requisitions (County, OPP, NVCA, School Boards)

- Funding for the day to day operations of the municipality
  - \$33.6 million total operating budget
  - \$19.8 million in funding from taxation



# November 8<sup>th</sup> Staff Proposed

Municipal Tax Increase Requested for <b>Operating</b> and <b>Capital</b>		
	2023	2024
Administration		1.46%
Economic Development		0.38%
Information Services		0.85%
Fire		0.41%
Building		0.18%
Bylaw		0.09%
Public Works		4.65%
Parks		3.01%
Library		-0.06%
Planning		0.66%
Medical Centre		0.00%
<b>Total</b>		<b>11.63%</b>
Plus increase in taxes refunded by assessment change		0.00%
Less property tax base increase from new growth (est.)		-0.83%
<b>Total Clearview Tax increase (est.)</b>		<b>10.80%</b>
Clearview Tax Increase (est.)		10.80%
Policing (OPP) Tax Increase (est.)		-0.04%
Simcoe County Tax Increase (est.)		5.00%
Education Tax Increase (est.)		0.00%
<b>Net Tax Increase (est.)</b>		<b>7.26%</b>



# What Changed - Update

## CLOSING THE BUDGET GAP

Items suggested by Staff	Department	Operating/Capital	2024
Fund Park washrooms from Tax stabilization reserve	Recreation	Capital	-\$180,000.00
Fund Stayner Arena Lobby Viewing Area from reserve	Recreation	Capital	-\$10,000.00
Fund Stayner Sports Pad from Tax stabilization reserve	Recreation	Capital	-\$75,000.00
Fund increased transit costs from Provincial Gas Tax	Public Works	Operating	-\$135,000.00
Fund increased sand/salt costs from winter event reserve	Public Works	Operating	-\$50,000.00
Remove the increase to the Affordable Seniors Housing Grant	Administration	Operating	-\$100,000.00
Items changed by Council			
Postpone Stayner Hall Floor to 2025	Recreation	Capital	-\$15,000.00
Stormwater Pond Maintenance Reserve	Public Works	Operating	\$300,000.00
Council benefits	Administration	Operating	\$51,700.00
Council Phones & monthly bill	Administration	Operating	\$10,868.00
Council Mileage & Expenses	Administration	Operating	\$7,200.00
Change name of ASHR to Affordable/Attainable Housing Reserve	Administration	Operating	\$0.00

**Total Decreases/Increases: -\$195,232.00**





# December 11, 2023 Council Proposed

Municipal Tax Increase Requested for <b>Operating</b> and <b>Capital</b>		
	2023	2024
Administration		1.53%
Economic Development		0.38%
Information Services		0.85%
Fire		0.41%
Building		0.18%
Bylaw		0.09%
Public Works		3.78%
Parks		1.46%
Library		-0.06%
Planning		0.66%
Medical Centre		0.00%
<b>Total</b>		<b>9.27%</b>
Plus increase in taxes refunded by assessment change		0.00%
Less property tax base increase from new growth (est.)		-2.77%
<b>Total Clearview Tax increase (est.)</b>		<b>6.50%</b>
Clearview Tax Increase (est.)		6.50%
Policing (OPP) Tax Increase (est.)		-0.04%
Simcoe County Tax Increase (est.)		3.70%
Education Tax Increase (est.)		0.00%
<b>Net Tax Increase (est.)</b>		<b>4.55%</b>





# What does that mean

## Proposed 2024 Tax Increase Impact per \$100,000 of Assessed Value

	2023	2024	\$ Increase
<b>Clearview Township Portion</b>	\$ 753.00	\$ 802.00	\$ 49.00
<b>County of Simcoe Portion (3.7% increase)</b>	\$ 288.80	\$ 305.00	\$ 16.20
<b>Education Portion</b>	\$ 153.00	\$ 153.00	-
<b>Total Property Taxes</b>	\$ 1,194.80	\$ 1,260.00	\$ 65.20

**Median Residential Assessment in Clearview is \$315,000 = Annual estimated Increase of**

**\$ 205.00**

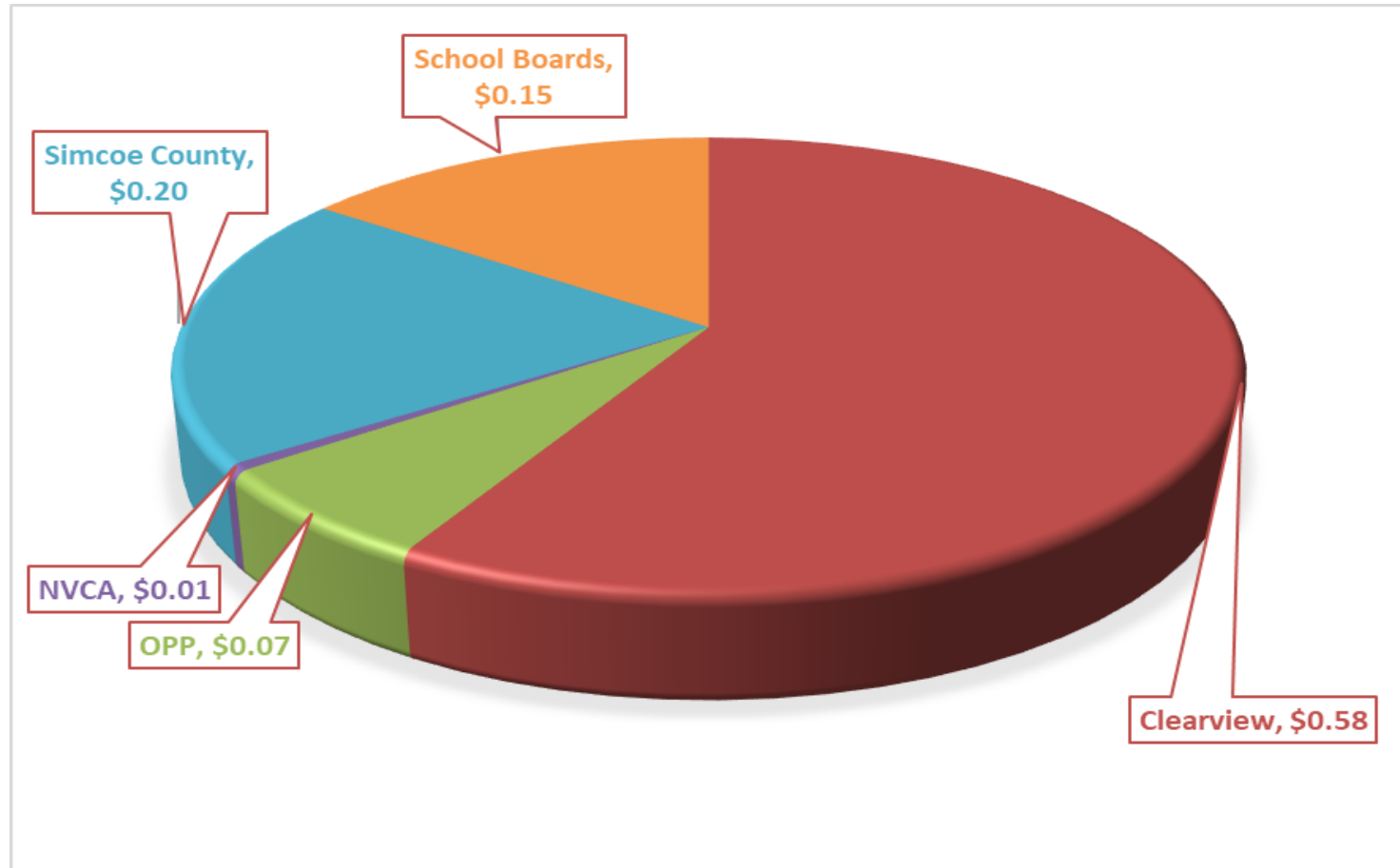


# Clearview Tax Supported Services

- ▶ 249km of Roads, 73 bridges and culverts, 21km of sidewalks
- ▶ 3 Library branches
- ▶ 5 Fire Stations
- ▶ 2 Arenas, 2 Curling clubs, 1 outdoor swimming pool, 10 baseball diamonds, 5 soccer pitches, 5 tennis courts, 10 community halls
- ▶ OPP services

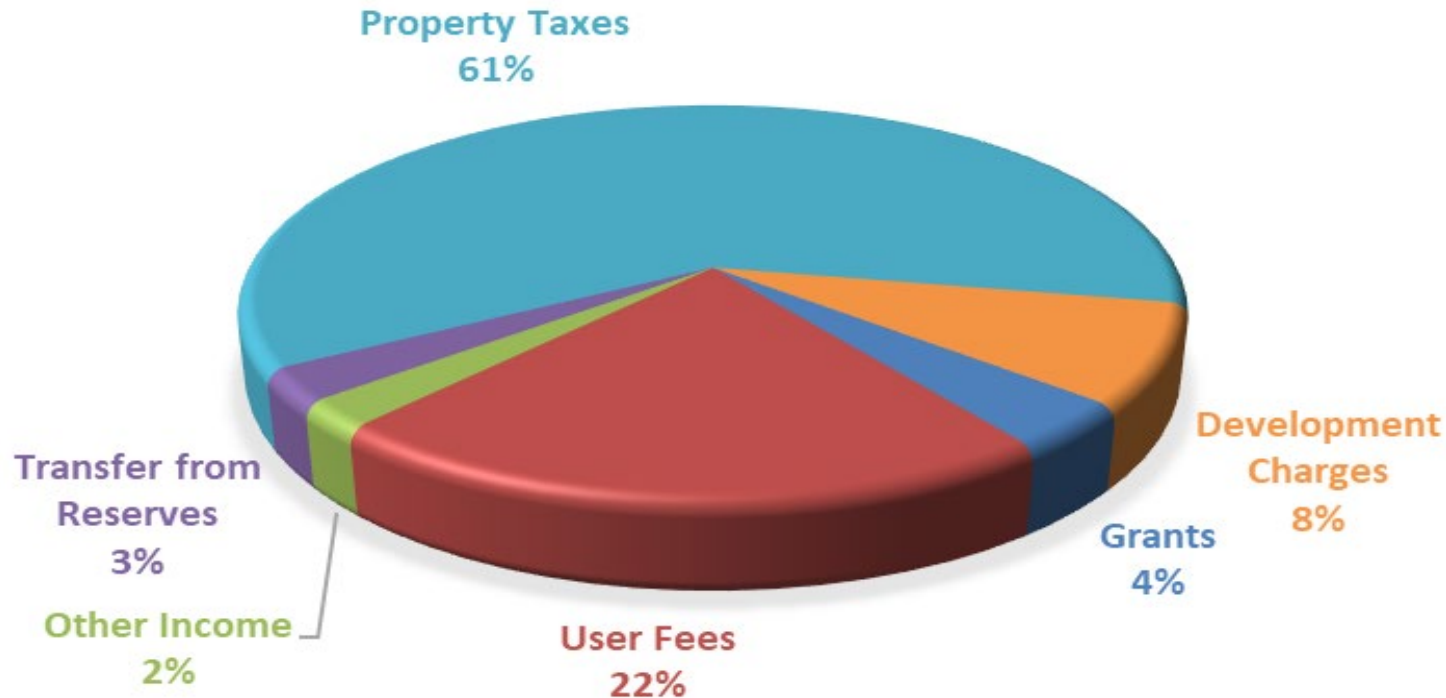


# Tax Dollar Breakdown



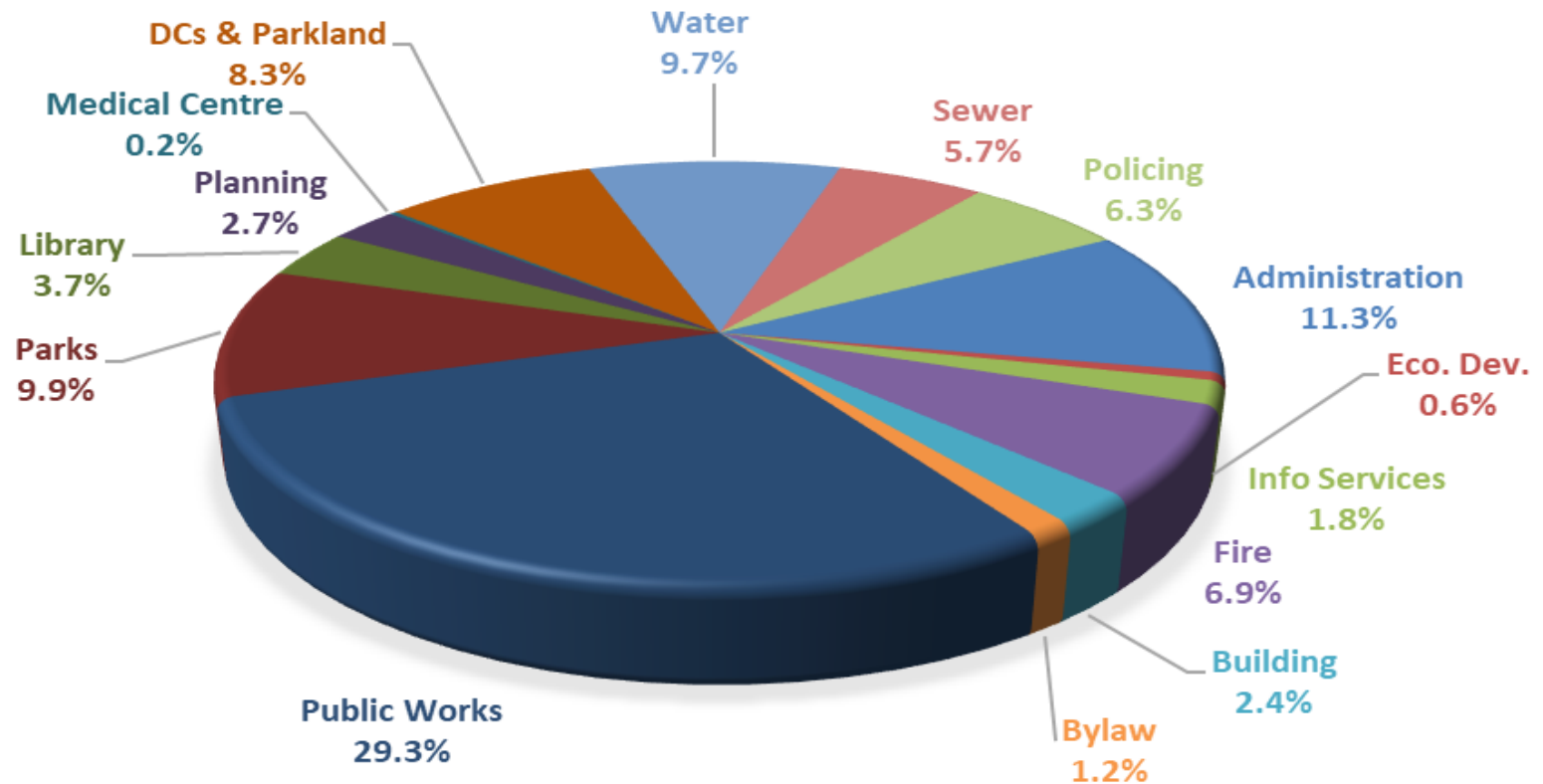
# Where does the \$ come from

**\$35,820,181 IN TOTAL 2024 REVENUES**



# Where the \$ is Spent

**\$35,820,181 IN TOTAL 2024 EXPENSES**



# Questions & Discussion

